



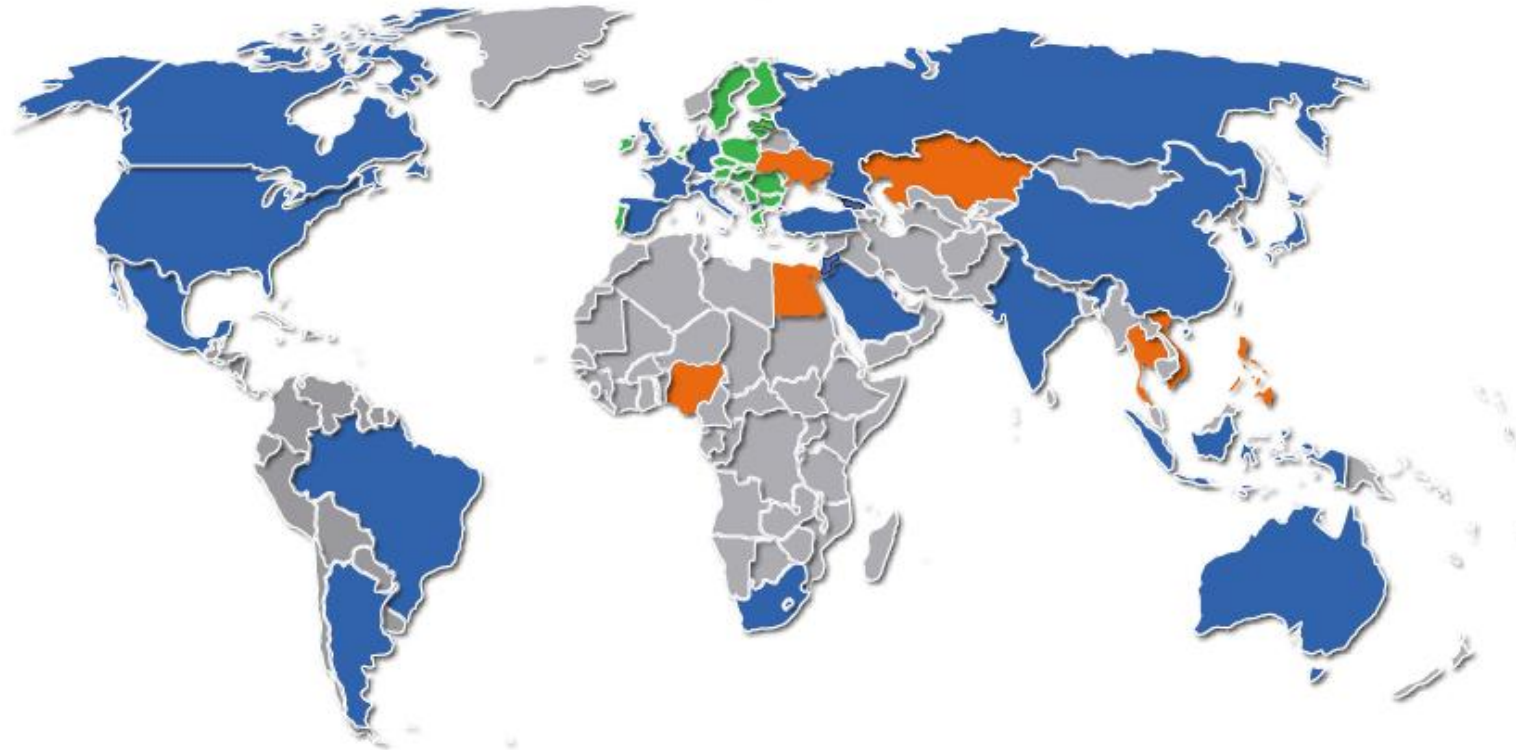
Agricultural Market Information System

Agricultural Market Information System (AMIS)

AMIS in a nutshell

- Launched in 2011 as part of the G20 Action Plan on Food Price Volatility and Agriculture
- Monitoring the supply and demand situation of main food commodities: wheat, maize, rice and soybeans
- Promoting policy coordination among main producing and consuming countries of these crops

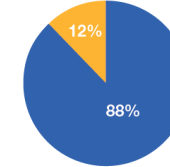
Uniting main market players



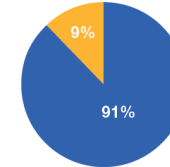
● G20 Members & Spain
 ● Other EU Members *
 ● Invited countries

* Not participating in AMIS as individual countries, but collectively represented by the European Union

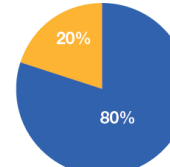
Wheat production
2015-17 avg.



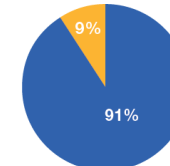
Maize production
2015-17 avg.



Rice production
2015-17 avg.



Soybeans production
2015-17 avg.

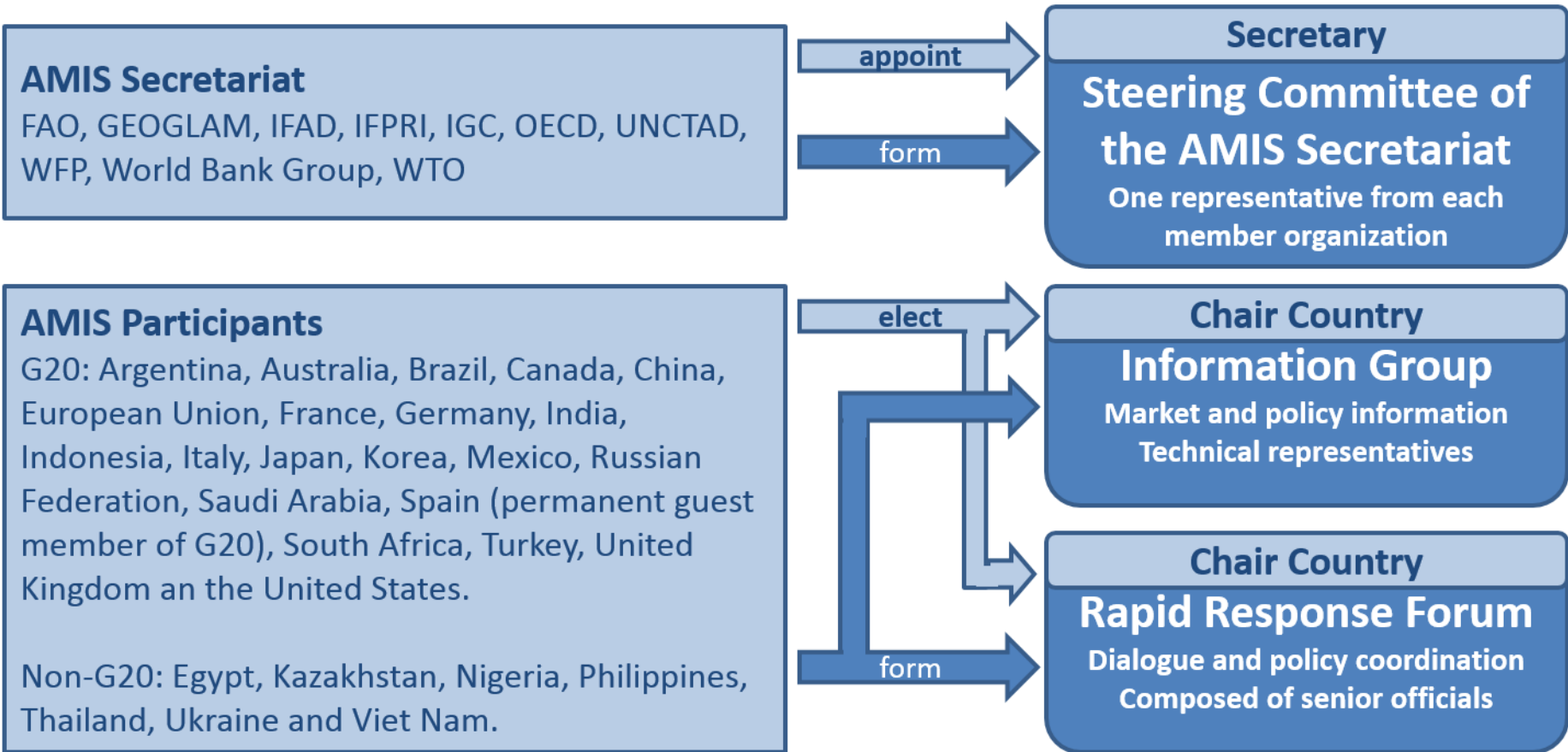


● AMIS
 ● Non-AMIS

Supported by ten international organizations and entities



Working together in a truly collaborative spirit



Providing up-to-date information and analysis

MARKET MONITOR

No. 86 – March 2021

Contents

- Feature article: Outlook in the medium term 1
- World supply-demand outlook 2
- Crop monitor 5
- Policy developments 8
- International prices 10
- Future market (US) 12
- Market indicators 15
- Fertiliser outlook 18
- Ocean freight markets 16
- Explanatory notes 17

Markets at a glance

	From previous forecast	From previous season
Wheat	▲	▲
Maize	▲	▼
Rice	▲	▼
Soybeans	▼	▼

▲ Loosening ● Neutral ▼ Tightening

Production forecasts for all AMIS crops have been scaled up since last month. However, continued brisk trade activity and strong demand have kept international prices generally elevated near their January highs. With maize production estimates for 2020/21 becoming firmer, the focus is shifting to wheat production prospects for the 2021/22 season. Early forecasts suggest a modest year-on-year increase in global wheat production, with a strong rebound in output in the EU and a possible record crop in India outweighing production drops in Australia and the Russian Federation.

The Market Monitor is a product of the Agricultural Market Information System (AMIS). It covers international markets for wheat, maize, rice and soybeans, giving a synopsis of major market developments and the policy and other market drivers behind them. The analysis is a collective assessment of the market situation and outlook by the ten international organizations and entities that form the AMIS Secretariat:

Maize

World Production, Utilization & Stocks

Maize Yield in AMIS countries - 3-year-average: (2018/19 - 2020/21)

Wheat

Closing Stocks & Ratios

Rice

Production

3-year-average: (2018/19 - 2020/21)

Soybean

Imports

Exports

Largest Maize Producers among AMIS countries in 2020/21, and change from last year

Country	2020/21 (Million tonnes)	2019/20 (Million tonnes)
United States of America	263.1	244.8
China	245.7	240.5
Brazil	102.5	100.0
European Union	64.5	70.3
Argentina	58.3	57.8

Market Database > Compare

World - Maize - Production (Million tonnes)

Country/Region: World Commodity: Maize Element: Production

2011/12 2018/19

Season	FAO-AMIS (Million tonnes)	IGC (Million tonnes)	USDA-PSD (Million tonnes)
2011/12	884.89	888.79	909.32
2012/13	875.10	876.97	898.05
2013/14	1018.34	1001.81	1023.89
2014/15	1039.14	1027.12	1056.78
2015/16	1010.06	983.12	1013.22
2016/17	1047.37	1087.00	1122.41
2017/18	1064.73	1046.73	1076.18
2018/19 (est.)	1080.50	1075.86	1099.91

Building capacities at national level



Promoting policy dialogue & information exchange





WWW.AMIS-OUTLOOK.ORG