



# ***Overview of the Food Security Portal***

**Betina Dimaranan**  
Senior Research Coordinator  
Markets, Trade and Institutions Division  
IFPRI

# Background and Objectives of the FSP

The FSP was initiated in 2010 in response to lessons from the 2007-08 world food crisis

- ***Governments require tools*** to rapidly assess the impact for shocks (economic, weather) on incomes and livelihoods
- ***Tools can better inform policies and programs*** to respond to risks and to opportunities from food crisis
- Need for ***cross-country learning and dialogues*** to raise awareness for and increase preparedness for food price shocks

## ■ Overall objective

- contribute to better informed policies to improve food security and nutrition and enhance resilience to shocks

## ■ Specific objective

- ensure users, particularly in Africa, are equipped with increased capacity and improved food security information, policy research and analysis

# Food Security Portal

FACILITATED BY IFPRI

## FOOD PRICE WATCH

[Volatility Warning](#) [Commodity Prices](#) [COVID-19 Price Monitor](#)

<b>HARD WHEAT</b> <small>20/2/2023</small> <b>48</b> <small>DAYS ON LOW VOLATILITY</small>	<b>SOFT WHEAT</b> <small>20/2/2023</small> <b>36</b> <small>DAYS ON LOW VOLATILITY</small>	<b>MAIZE</b> <small>20/2/2023</small> <b>104</b> <small>DAYS ON LOW VOLATILITY</small>
<b>SOYBEAN</b> <small>20/2/2023</small> <b>1</b> <small>DAYS ON LOW VOLATILITY</small>	<b>RICE</b> <small>20/2/2023</small> <b>14</b> <small>DAYS ON LOW VOLATILITY</small>	<b>COTTON</b> <small>20/2/2023</small> <b>485</b> <small>DAYS ON HIGH VOLATILITY</small>
<b>SUGAR</b> <small>20/2/2023</small> <b>9</b> <small>DAYS ON HIGH VOLATILITY</small>	<b>COFFEE</b> <small>20/2/2023</small> <b>100</b> <small>DAYS ON HIGH VOLATILITY</small>	<b>COCOA</b> <small>20/2/2023</small> <b>7</b> <small>DAYS ON LOW VOLATILITY</small>

Days in volatility reflect the number of continuous days in the current level of volatility.

Excessive Food Price Variability Early Warning System

## HIGHLIGHTED EVENT



[Read more](#)



## WHAT'S NEW

**Food, fertilizer prices fall, but concerns over inflation remain**

February 5, 2023

**What is the Investment Needed to End Chronic Hunger?**

February 5, 2023

**Is food price inflation really subsiding?**

January 27, 2023

[See more](#)



01. Provide a hub for early warning and food crisis risk information



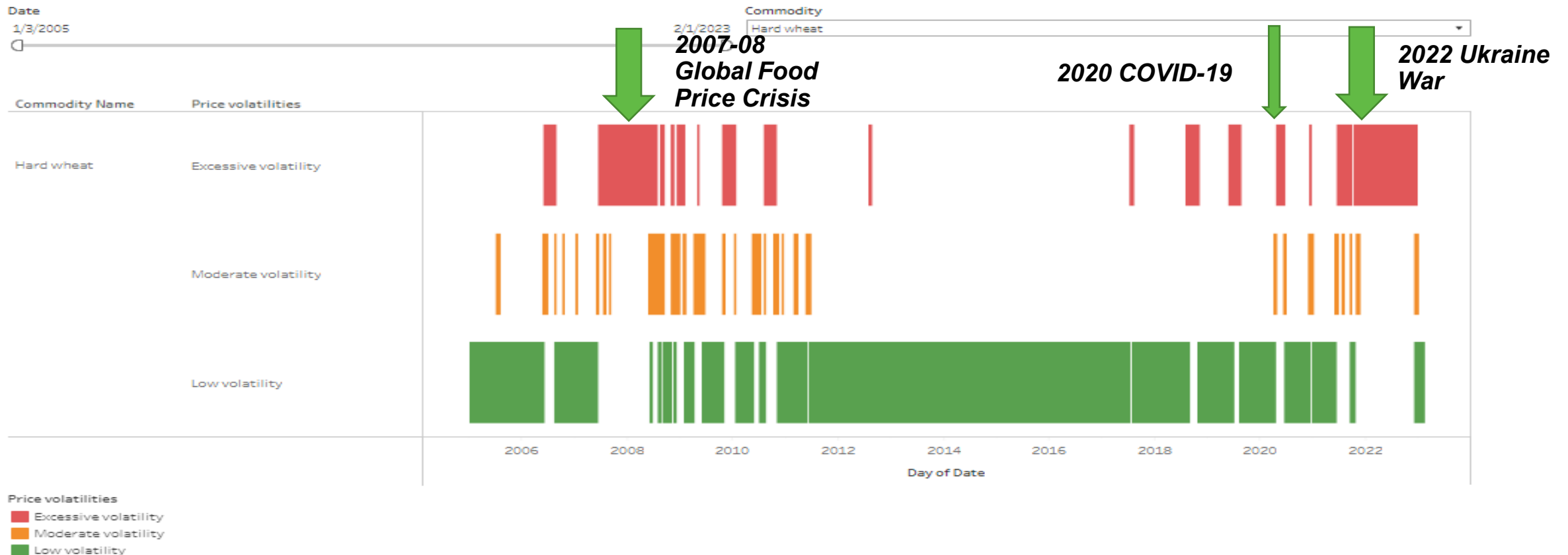
02. Make available data and policy analysis tools to inform decision-makers and support food security analysis



03. Provide a platform for policy dialogue and capacity development

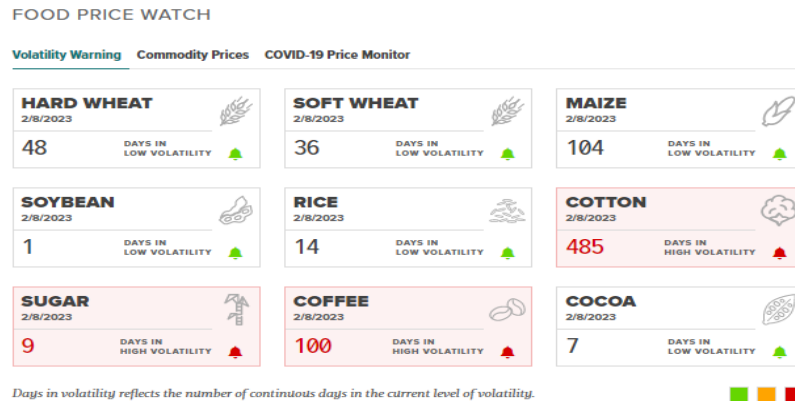
# The FSP as a hub for early warning and food crisis risk information

## Excessive Food Price Variability – Hard Wheat Prices



# The FSP as a hub for early warning and food crisis risk information

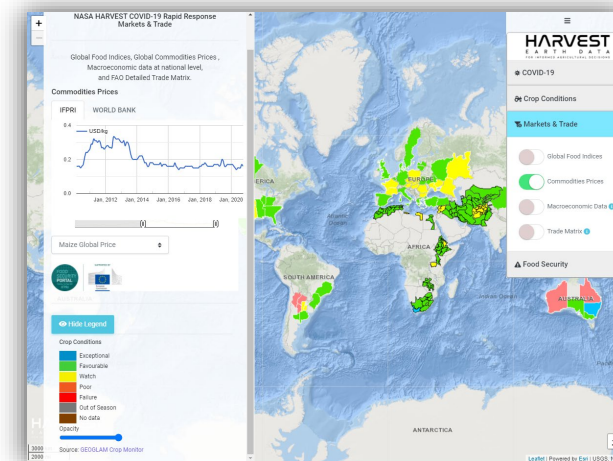
## Food Price Watch



## Food crises report



## Early Warning System Hub

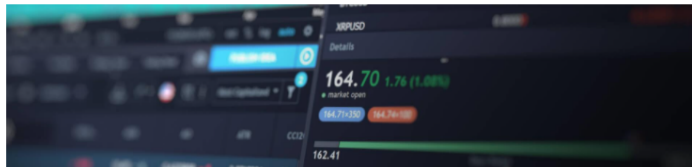


## Control Panel for Risk Monitoring

# Accessible data and tools for policy analysis

## FSP Data Gateway

### Data Gateway of the Food Security Portal



The data gateway of the Food Security Portal (FSP) contains over 12,000 datasets related to excessive price variability, COVID-19 food price monitoring, media analysis, high-frequency commodity prices, food security indicators, and others.

## Food Policy Analysis Tools, e.g.



TOOL

### Food Security Media Analysis Knowledgebase



TOOL

### Food Price Shocks Tool



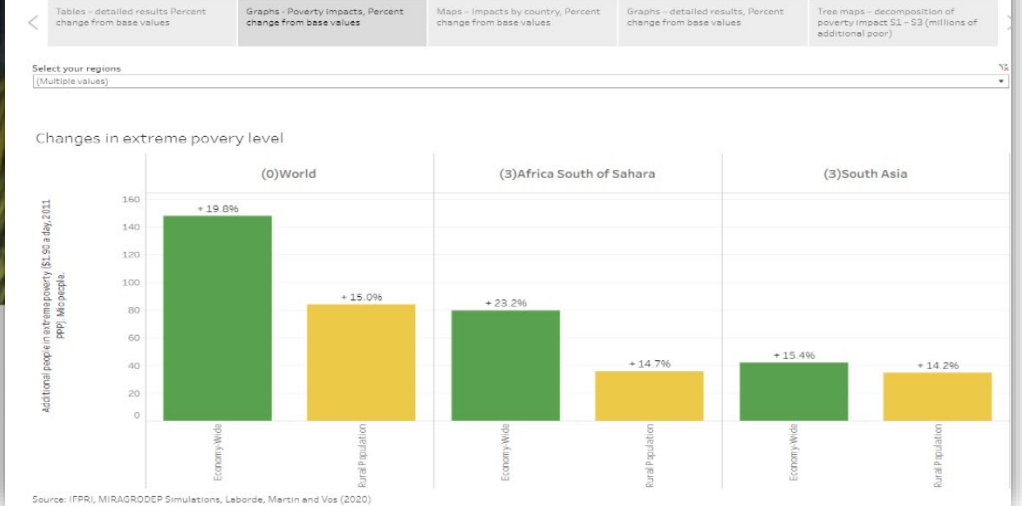
RELATED BLOG POSTS



### COVID-19 Impacts on Global Poverty

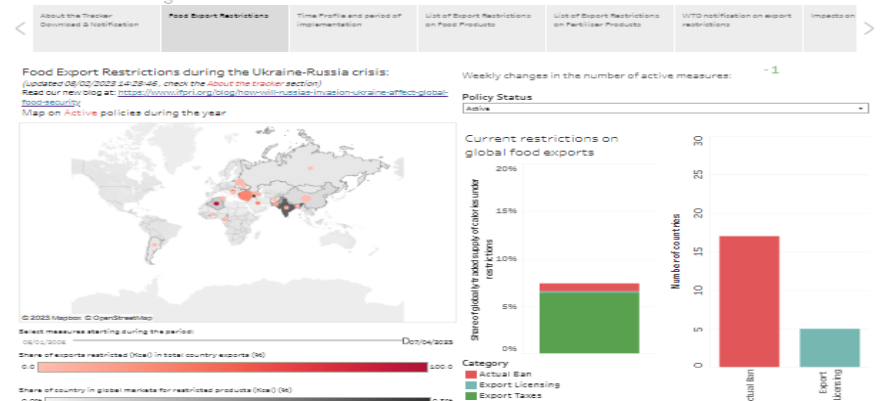
5.1% Global Economic Slowdown (04/16/2020)

More at <https://www.ifpri.org/blog/poverty-and-food-insecurity-could-grow-dramatically-covid-19-spreads>



### The Tool: Food and Fertilizer Export Restrictions Tracker

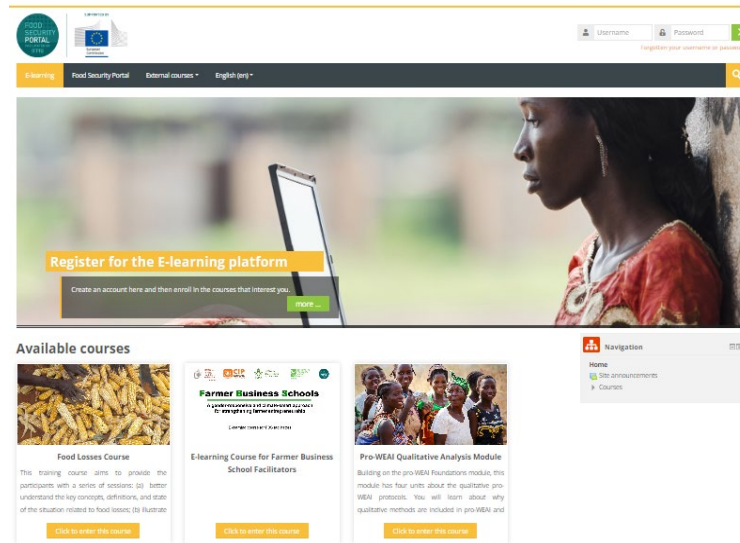
Food Export Restrictions: [Click here for the full screen](#)



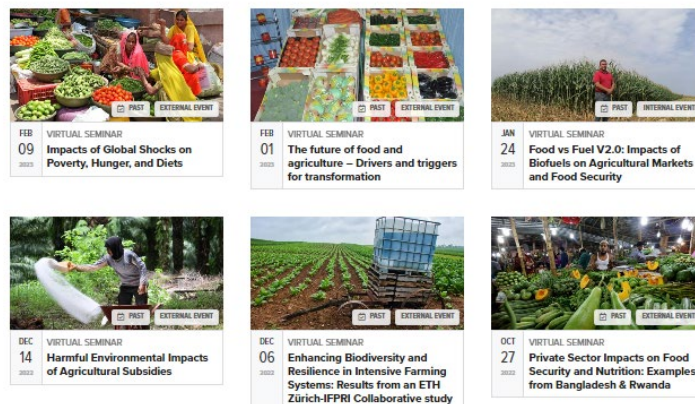


# Platform for policy dialogue and capacity development

## E-learning Platform



## Events

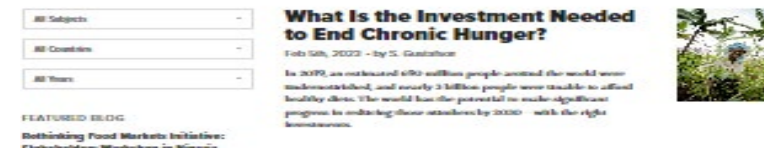


## Policy Dialogues & Webinars

## BLOG What's New



## FSP Blogs



## RESOURCES CATEGORY

## East Africa Commodity Price Reports

## Collaborations with African researchers



The Food Price Monitor: East Africa is a monthly report developed for the Food Security Portal (FSP), facilitated by IFPRI, with the goal of providing clear and accurate information on price trends and variations in selected maize and rice markets throughout East Africa.

# Africa South of the Sahara Portals

in English  
and French

FOOD SECURITY PORTAL

## Africa South of the Sahara

FACILITATED BY IFPRI

LATEST ARTICLES



WHAT'S NEW

- Developing and implementing Picture-Based Advisories (PBA) for farmers in Kenya**  
January 16, 2023
- Potentials and Pitfalls in Africa's Agrifood Processing Sector**  
January 11, 2023
- Improving Food Security in Africa Through Water Harvesting Technologies**  
December 26, 2022

[See more](#)

FOOD PRICE WATCH

[Volatility Warning](#) [Commodity Prices](#) [COVID-19 Price Monitor](#)

<b>HARD WHEAT</b> 31/12/2022 47 DAYS IN LOW VOLATILITY	<b>SOFT WHEAT</b> 31/12/2022 35 DAYS IN LOW VOLATILITY	<b>MAIZE</b> 31/12/2022 103 DAYS IN LOW VOLATILITY
<b>SOYBEAN</b> 31/12/2022 7 DAYS IN MEDIUM VOLATILITY	<b>RICE</b> 31/12/2022 13 DAYS IN LOW VOLATILITY	<b>COTTON</b> 31/12/2022 484 DAYS IN HIGH VOLATILITY
<b>SUGAR</b> 31/12/2022 8 DAYS IN HIGH VOLATILITY	<b>COFFEE</b> 31/12/2022 99 DAYS IN HIGH VOLATILITY	<b>COCOA</b> 31/12/2022 6 DAYS IN LOW VOLATILITY

Days in volatility refers to the number of consecutive days in the above level of volatility.

UPCOMING EVENT



FEB 09  
VIRTUAL SEMINAR  
**Taking Stock of Africa's Agrifood Processing Sector: Key findings of the 2022 ReSAKSS Annual Trends and Outlook Report**

[Find out more](#)

PORTAIL DE LA SÉCURITÉ ALIMENTAIRE

## Afrique au sud du Sahara

FACILITÉ PAR L'IFPRI

DERNIERS ARTICLES



LES NOUVEAUTÉS

- Potentiels et obstacles du secteur de la transformation agroalimentaire en Afrique**  
13 janvier 2023
- Améliorer la sécurité alimentaire en Afrique grâce aux technologies de rétention d'eau**  
26 décembre 2022
- Comment les technologies mobiles réduisent les inégalités entre les sexes dans le système agroalimentaire tanzanien**  
21 décembre 2022

[En savoir plus](#)

PRIX DES PRODUITS ALIMENTAIRES

[Alertes de volatilité des prix](#) [Prix des denrées](#) [Monitorer COVID-19 des prix](#)

<b>BLÉ DUR</b> 31/12/2022 47 DAYS IN LOW VOLATILITY	<b>BLÉ TENDRE</b> 31/12/2022 35 DAYS IN LOW VOLATILITY	<b>MAÏS</b> 31/12/2022 103 DAYS IN LOW VOLATILITY
<b>SOJA</b> 31/12/2022 7 DAYS IN MEDIUM VOLATILITY	<b>RIZ</b> 31/12/2022 13 DAYS IN LOW VOLATILITY	<b>COTON</b> 31/12/2022 484 DAYS IN HIGH VOLATILITY
<b>SUCRE</b> 31/12/2022 8 DAYS IN HIGH VOLATILITY	<b>CAFÉ</b> 31/12/2022 99 DAYS IN HIGH VOLATILITY	<b>CACAO</b> 31/12/2022 6 DAYS IN LOW VOLATILITY

Les jours de volatilité indiquent le nombre de jours consécutifs dans le niveau au-dessus de la volatilité.

PROCHAIN ÉVÉNEMENT



FEB 09  
SÉMINAIRE VIRTUEL  
**Point sur le secteur de la transformation agroalimentaire en Afrique : Principales conclusions du Rapport Annuel 2022 du ReSAKSS sur les Tendances et les Perspectives**

[En savoir plus](#)



# CONTACT US

---

SUPPORTED BY

FOOD  
SECURITY  
PORTAL  
FACILITATED BY  
IFPRI



<https://www.foodsecurityportal.org/>

Email: [Ifpri-fsp@cgiar.org](mailto:Ifpri-fsp@cgiar.org)